



[www.stanthonys.lk](http://www.stanthonys.lk) | 0115 225 247



THE RIGHT TOOL  
FOR THE JOB



### ELECTRIC DRILL - AID 340

High performance motor with forward reverse variable speed technology.

Rated Voltage	230V / 50 Hz
Rated Power	300 W
Non -load Speed	0-3600 / rpm
Chuck Capacity	10 mm
Weight	1.35 Kg



### IMPACT DRILL - AID550

High performance motor with forward reverse variable speed technology.

Rated Voltage		230V / 50 Hz
Rated Power		550 W
Non -load Speed		0-3000 / rpm
Chuck Capacity		1.5 - 13 mm
Drill Capacity	Metal	13 mm
	Masonry	13 mm
	Wood	30 mm
Weight		1.9 Kg



### HEAVY WEIGHT IMPACT DRILL - AID 1010

Extra powerful motor with forward reverse variable speed technology.

Rated Voltage		230V / 50 Hz
Rated Power		1000 W
Non -load Speed		0.2700 / rpm
Chuck Capacity		13 mm
Drill Capacity	Metal	10 mm
	Masonry	13 mm
	Wood	25 mm
Weight		2.35 Kg







### ANGLE GRINDER - AZP81 - 100

Extra powerful and high torque motor.

Model	AZP81-100
Rated Voltage	230 V/50 Hz
Rated Power	600W
Non -load Speed	11,000 rpm
Grinding Wheel Diameter	100 mm
Weight	1.6 kg



### ANGLE GRINDER - AJM 750-115

Extra powerful and high torque motor.

Model	AJM750-115
Rated Voltage	230 V/50 Hz
Rated Power	750W
Non -load Speed	12,000 rpm
Grinding Wheel Diameter	115 mm
Weight	1.6 kg



### ANGLE GRINDER - AZP8- 125

For smooth running and low noise operation.

Model	AZP8-125
Rated Voltage	230 V/50 Hz
Rated Power	850W
Non -load Speed	11,000 rpm
Grinding Wheel Diameter	125 mm
Weight	1.7 kg







### ROTARY HAMMER

- RTH 2608

"L" Shaped 2 mode hammer and drilling capability with chisel / bit position changing option.

Drill Capacity	Concrete	25 mm
	Stone	25 mm
Rated Voltage	230V / 50 Hz	
Rated Power	858 W	
Hammer Rate	3700 / min	
Idle Speed	750 / min	
Weight	4.7 Kg	



### ROTARY HAMMER

- RTH 3208

"L" Shaped 2 mode hammer and drilling capability with chisel / bit position changing option.

Drill Capacity	Concrete	32 mm
	Stone	30 mm
Rated Voltage	230V / 50 Hz	
Rated Power	1500 W	
Hammer Rate	4000 / min	
Idle Speed	0-800 / min	
Weight	5.9 Kg	







### ORBITAL SANDER - ABS 300

Variable speed control switch with soft grip handle.

Rated Voltage	230V / 50 Hz
Rated Power	300 W
Non -load Speed	6000-11000 rpm
Bottom Base	227 x 115 mm
Weight	2.3 kg



### JIG SAW - AJS 570

Speed control switch with adjustable 4 setting pendulum stroke.

Rated Voltage	220V / 50 Hz
Rated Power	570 W
Non -load Speed	800-3000 rpm
Cutting Depth	Wood 65 mm
	Steel 8 mm
Angular Cutting Range	0-45 (left & right )
Weight	1.9 kg







## ROUTER - ARE 1600

Safety stop switch with speed control ability

Rated Voltage	230V / 50 Hz
Rated Power	1600 W (max.)
Non -load Speed	8000-30000 rpm
Collect Diameter	6.35 / 12.7 mm (1/4" , 1/2")
Spindle Travel	60 mm
Net Weight	4.1 kg



## CUTOFF SAW - AKS 355

Extra powerful motor with special safety switch.

Rated Voltage	230V / 50 Hz
Rated Power	2200 W (max.)
Non -load Speed	3700 rpm
Wheel Diameter	355 mm (14")
Bore Diameter	25.4 mm (1")
Net Weight	17 kg







### CIRCULAR SAW - ACS 185

Powerful heavy motor for controlled accurate cutting

Rated Voltage	230V / 50 Hz
Rated Power	1500 W
Non -load Speed	5000 rpm
Blade Diameter	185 mm
Blade Bore	16 mm
90° Degree Cutting Capacity	65 mm
45° Degree Cutting Capacity	45 mm
Weight	5.0 Kg



### ELECTRIC PLANER - APL 700

Max planning width with tungsten carbide planning blade.

Rated Voltage	230V / 50 Hz
Rated Power	700 W
Non -load Speed	11,000 rpm
Cut Depth	2 mm
Total Planer Width	82 mm
Weight	5.0 Kg



### ELECTRIC PLANER - APL 1050

Extra powerful motor with larger shaft with two tungsten carbide blades.

Rated Voltage	230V / 50 Hz
Rated Power	1050 W
Non -load Speed	16,000 rpm
Cut Depth	2 mm
Total Planer Width	82 mm
Weight	5.0 Kg







### MITRE SAW - AKSL 250

Extra powerful motor with laser line generator to improve cutting accuracy.

Rated Voltage	230-240V / 50 Hz
Rated Power	1800 W
Non-load Speed	55000/ rpm
Blade Diameter	255 mm
Blade Teeth	24 - 120 TCT
Blade Arbor	Ø25.4 mm
Minimum Blade Thickness	2 mm
Maximum Blade Thickness	4 mm
Weight	11.8 Kg



### CHAIN SAW - GDK 5800

Heavy engine high durability and accurate cutting control.

Rated Power	2.5 kW
Engine Displacement	53.5 cm
Engine Type	Two stroke / Air cooled Single cylinder
Sound Power Level	115 dB(A)
Recommended Bar Length	20" - 24"
Guild Bar Size	22"
Chain Pitch	3/8"
Weight	6.6 kg





### CORDLESS DRILL - ACD 122

Light weight durable Li-ion battery for continuous operation

Power	DC 12 V
Speed	0-350/0-1150 rpm
Torque Setting	16+1
Charging Time	3-5 hour
Battery Pack	2pc
Max. Drill Capacity	Steel 8 mm
	Wood 10mm
Battery	Li-ion 1300 mah



### HOT AIR GUN - AHG 2001

Variable speed control option for controlled heating

Rated Voltage	230 V / 50 Hz
Rated Power	2000 W (max.)
Adjustable Temperature	380 - 580 °
Air Flow	1: 300 L/min
	11: 500 L/min
Weight	0.7 Kg



### CORDLESS DRILL - ACD 144

User friendly ergonomic design with 2 speed robust speed technology and 24 step torque.

Power	DC 14.4V
Speed	0-350/0-1400 rpm
Torque Setting	23+1
Charging Time	3-5 hour
Battery Pack	2pc
Max. Drill Capacity	Steel Ø8 mm
	Wood Ø10mm
Battery	DC 14.4v
	NI-Cd 1300 mah



### ELECTRIC BLOWER - AEB 2-600

Speed control switch with extra powerful motor.

Rated Voltage	230 V / 50 Hz
Rated Power	600 W
Non-load Speed	16,000 rpm
Air Volume	3.0 m <sup>3</sup> /min
Weight	1.7 Kg





### HIGH PRESSURE WASHER

-AT 3107

Easy operating and storing convenience.

Rated Voltage	230 v / 50 Hz
Rated Power	1600 W
Pressure	70 bar
Max. Pressure	105 bar
Flow	6L / min
Weight	6.5 Kg



### HIGH PRESSURE WASHER

- AT 3111

Powerful pressure capacity with eased mobility.

Rated Voltage	230 v / 50 Hz
Rated Power	1650 W
Pressure	75 bar
Max. Pressure	110 bar
Flow	6L / min
Weight	7.5 Kg



### SHOULDER TYPE BRUSH CUTTER (STRAIGHT SHAFT) - CG 430B

Powerful 43 CC motor with high performance innershaft


Rated Voltage	1.25 Kw
Cylinder Displacement	42.7 ml
Engine	Two stroke (Petrol)
Fuel Tank	1.2 L
Weight	4.2 Kg



### BACKPACK TYPE BRUSH CUTTER (FLEXIBLE SHAFT) - BG 328A

Powerful 33 CC motor with durable performance.

Rated Power	0.81 Kw
Cylinder Displacement	38.5 ml
Engine	Two stroke (Petrol)
Fuel Tank	1.2 L
Weight	3.8 Kg





## MARBLE CUTTER

- ACT1400

Extra powerful motor with splash proof wheel housing.

Product Code	ACT 1400
Voltage	230 :50 Hz
Power	1400 W
Non – load Speed	12,500 rpm
Wheel Diameter	110 mm
Max Depth of Cut 90°	30mm
Max Depth of Cut 45°	20mm
Weight	3.15 Kg



## PUTTY MIXER (PAINT MIXER)

- AMXN50

Smooth mixing rod and high performance motor.

Model	MX 1050 E
Rated Voltage/ Frequency	230V/50HZ
Rated Power	1050W
Non – load Speed	0-550 rpm
Drill Chuck Capacity	13 mm



## BENCH GRINDER

- ABD 150

Extra durable compact design with low noise.

Model	ABD 150
Voltage / Frequency	230v/50Hz
Power Input	150 watts
Idling Speed	2900 rpm
Grinding Wheel Diameter	150 mm
Grinding Wheel Thickness	16 mm
Grinding Wheel Hole Diameter	12.7 mm



## DEMOLITION HAMMER

Extra powerful motor for heavy work.

Model	ADH 765A
Voltage /Frequency	230V/50HZ
Rated Input Power	1500W
Impact Rate	1400 rpm
Impact Energy	40J
Machine Weight	13.8 Kgs





## CUTTING WHEEL

	Wheel Dimensions
Flat C Wheel	100 x 2 x 16mm
Flat C Wheel	115 x 2 x 22.2 mm
Flat C Wheel	350 x 3.2 x 25.4 mm
Super Thin Wheel	105 x 0.8 x 16 mm
Super Thin Wheel	115 x 0.8 x 22.2 mm
Super Thin Wheel	115 x 1.6 x 22.2 mm
Diamond Wheel 4, 4 1/2	105 x 1.6 x 16 mm
Turbo Wheel 4, 4 1/2	



## NAIL HAMMER

AT0200	Polished Claw Hammer with Frbre Handle / 8 OZ (227 g)
AT0201	Polished Claw Hammer with Frbre Handle / 16 OZ (454 g)
AT0202	Polished Claw Hammer with Frbre Handle / 24 OZ (680 g)



## RUBBER HEAD HAMMER (RUBBER MALLETS)

AT0232	Rubber Mallet /1 LB (28 g)
AT0233	Rubber Mallet /2 LB (57 g)
AT0234	Rubber Mallet /3 LB (85 g)



## BALL PEEN HAMMER

AT0229	Polished Ball Peen Hammer W/F / 8 OZ (227 g)
AT0230	Polished Ball Peen Hammer W/F / 16 OZ (454 g)
AT0231	Polished Ball Peen Hammer W/F / 24 OZ (680 g)





## DUAL FUNCTIONAL SCREWDRIVERS

AT0228	Dual Functional Screwdriver / 6.3 x 100mm
--------	---



## ALLEN KEY HEAD SCREWDRIVERS

### FLAT SCREWDRIVERS

AT0217	Screwdriver with G/T Shaft Allen Key / 6 x 100mm
AT0218	Screwdriver with G/T Shaft Allen Key / 6 x 150mm
AT0219	Screwdriver with G/T Shaft Allen Key / 8 x 200mm



### PHILIPS SCREWDRIVERS

AT0214	Screwdriver with G/T Shaft Allen Key / 6 x 100mm
AT0215	Screwdriver with G/T Shaft Allen Key / 6 x 150mm
AT0216	Screwdriver with G/T Shaft Allen Key / 8 x 200mm

## STANDARD SCREWDRIVERS

### FLAT SCREWDRIVERS

AT0224	S/DRIVER CRV T/ SHAFT & MAG/TIV /6.3X100mm
AT0225	S/DRIVER CRV T/ SHAFT & MAG/TIV /6.3X150mm
AT0226	S/DRIVER CRV T/ SHAFT & MAG/TIV /8X200mm
AT0227	S/DRIVER CRV T/ SHAFT & MAG/TIV /8X300mm



### PHILIPS SCREWDRIVERS

AT0220	S/DRIVER CRV T/ SHAFT & MAG/TIV /6.3X100mm
AT0221	S/DRIVER CRV T/ SHAFT & MAG/TIV /6.3X150mm
AT0222	S/DRIVER CRV T/ SHAFT & MAG/TIV /8X200mm
AT0223	S/DRIVER CRV T/ SHAFT & MAG/TIV /8X300mm

## ALLEN KEY

AT0248	Finished Allen Key 10PC Sets / 1.5 - 10mm L/S
AT0247	Finished Allen Key 10PC Sets / 1.5 - 10mm S/S



## MEASURING TAPE

AT0242	Long Steel Measuring Tape / 30M
--------	---------------------------------



## MEASURING TAPE

AT0243	Fibre Glass Measuring Tape / 30M
--------	----------------------------------



## MEASURING TAPE

AT0244	Fibre Measuring Tape / 30M
--------	----------------------------






## SPIRIT LEVEL

AT0203	Spirit Level Three Vails / 400 mm
AT0204	Spirit Level Three Vails / 500 mm
AT0205	Spirit Level Three Vails / 600 mm



## VERNIER CALIPERS

AT0206	Vernier Calipers Wood Box / 0-150mm
AT0207	Vernier Calipers Wood Box / 0-200mm
AT0208	Vernier Calipers Wood Box / 0-300mm



## TOOL KITS

AT0246	DIY Tool Kits 14PSC
--------	---------------------



## PLASTIC TOOL BOX

AT0245	Plastic Tool Box / 475mm
--------	--------------------------



## SOLDERING IRON (ELECTRIC BOUTH)

AT0239	External Heating Soldering Iron / 30M
AT0240	External Heating Soldering Iron / 40M
AT0241	External Heating Soldering Iron / 60M



## WOOD CHISEL - 3PC SET

AT0249	Wood Chisel 3PC Set - 1/2" - 3/4" - 1"
--------	--






## SPIRIT LEVEL

AT0203	Spirit Level Three Vails / 400 mm
AT0204	Spirit Level Three Vails / 500 mm
AT0205	Spirit Level Three Vails / 600 mm



## VERNIER CALIPERS

AT0206	Vernier Calipers Wood Box / 0-150mm
AT0207	Vernier Calipers Wood Box / 0-200mm
AT0208	Vernier Calipers Wood Box / 0-300mm



## TOOL KITS

AT0246	DIY Tool Kits 14PSC
--------	---------------------



## PLASTIC TOOL BOX

AT0245	Plastic Tool Box / 475mm
--------	--------------------------



## SOLDERING IRON (ELECTRIC BOUTH)

AT0239	External Heating Soldering Iron / 30M
AT0240	External Heating Soldering Iron / 40M
AT0241	External Heating Soldering Iron / 60M



## WOOD CHISEL - 3PC SET

AT0249	Wood Chisel 3PC Set - 1/2" - 3/4" - 1"
--------	--







**CONDITIONS:**

1. The machine should be returned to us through either a dealer or an authorized service agent.
2. The warranty becomes null and void if repairs have been attempted by persons other than our service staff or if the machine has been misused or carelessly handled.
3. The warranty becomes null and void if the serial number on the article or in the Warranty Certificate is removed, defaced or altered.
4. Warranty will be given for manufacturing defects only.
5. This warranty is not applicable for defects caused by wear & tear of parts.